


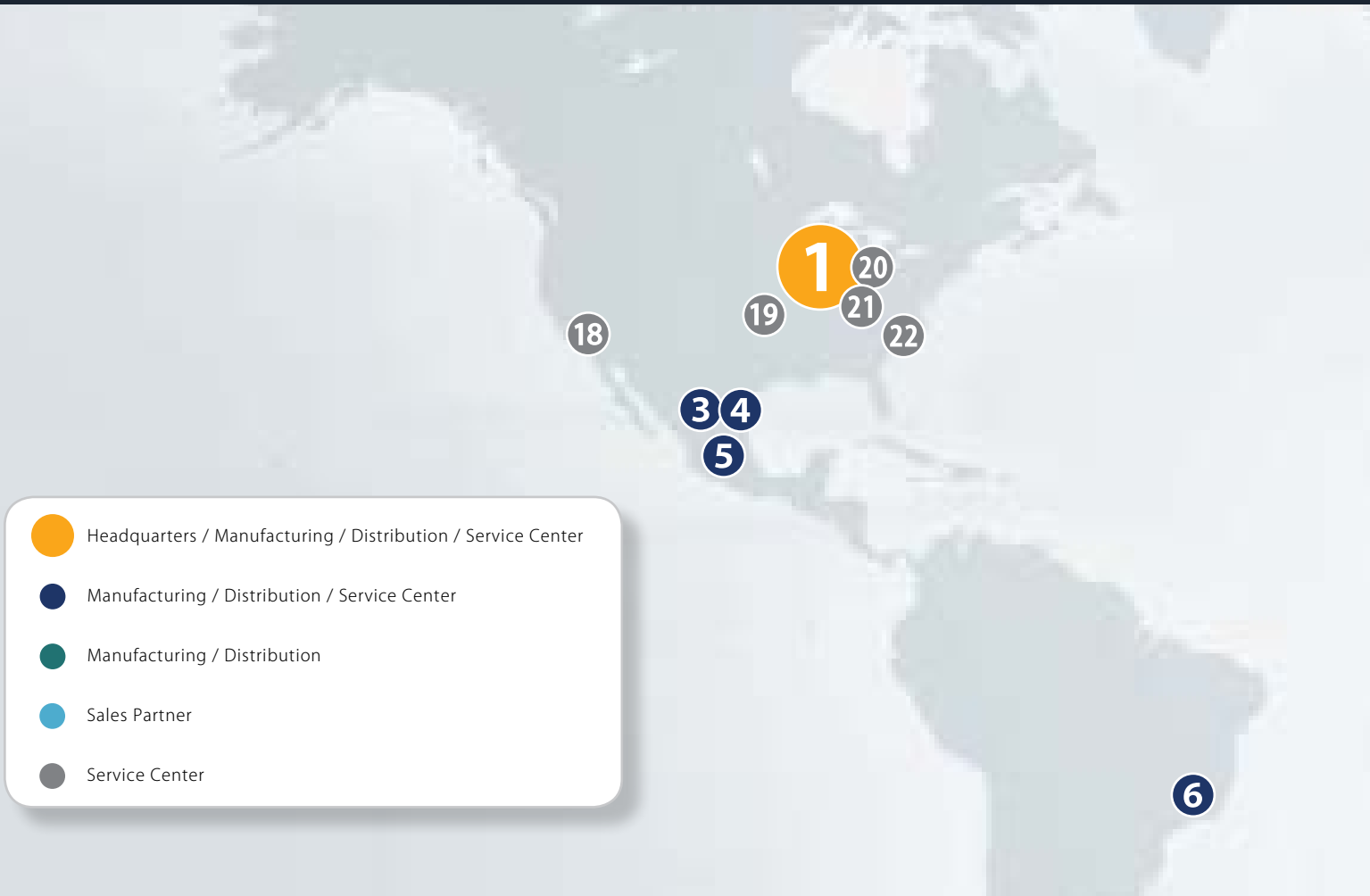
TELESCOPIC SPRINGS

PROTECTION FOR BALLSCREWS, THREADS AND GUIDE COLUMNS



HENNIG WORLDWIDE

manufacturing / sales / service centers



1 Hennig, Inc. Global Headquarters

9900 North Alpine Road
Machesney Park, IL 61115
P: + 01 815-316-5124
F: + 01 815-636-9737
info@hennig-inc.com

2 Hennig GmbH European Headquarters

Überrheinerstrasse 5
D-85551 Kirchheim
P: + 49 89 96096-0
F: + 49 89 96096-120
info@hennig-gmbh.de

3 Hennig / Gaden, S.A. de C.V.

Calzada Abastos N° 235
Col. Santa María
Torreón Coahuila, C.P. 27020
P: + 01 (871) 268 2449
F: + 01 (871) 268 2449
ventas@grupogaden.com

4 Hennig / Gaden, S.A. de C.V.

Calle Primera N° 1037
Col. Ministro Nazario Ortiz
Saltillo, Coahuila, C.P. 25100
P: + 01 (844) 180 0294
F: + 01 (844) 180 029
ventas@grupogaden.com

5 Hennig / Gaden, S.A. de C.V.

Silca N° 4, Col. Vista Hermosa
Tlalnepantla, México, C.P. 54080
P: + 52 (55) 5318 4146
F: + 52 (55) 5319 32
ventas@grupogaden.com

6 Cobsen Ltda.

R. Benedito Mazulquim, 425
18550-000 Boituva CEP, Brazil
P: + 55 15 3263-4042
F: + 55 15 3263-4070
cobsen@cobsen.com.br

7 Hennig U.K. Ltd.

Unit 6, Challenge Close
Coventry CV1 5JG
P: + 44 24 76555690
F: + 44 24 76256591
sales@henniguk.com

8 Sermeto E.I. SAS

Les Rebrillons
03300 Creuzier-le-Neuf
P: + 33 470 58 4740
F: + 33 470 58 0022
contact@sermeto-ei.com

9 Hennig CZ s.r.o.

Klánovická 334
250 82 Úvaly, CZ
P: + 420 2810 91631
F: + 420 2810 91625
info@hennig-cz.com

10 Sur Hennig Pvt Ltd.

1B, Peenya Ind. Area
Bangalore 560058
P: + 91 80 39285510
F: + 91 80 39285526
surhennigblr@gmail.com

11 Thodacon Machine Tool Protection Co. Ltd.

Lu-ou Road No.43
Hudai Industrial Park, Bin District
Wuxi 214161 Jiangsu Province, China
P: + 86 510 8329 1518
F: + 86 510 8329 1598
sales@thodacon.cn

12 Osung Mechatronics Co. Ltd.

Gyungnam Masan-city
Jinbuk-myun Shincon-li 413-2
South Korea
P: + 82 55 271 1821
F: + 82 55 271 1820
osgijeon@naver.com



13 Enomoto
5-10 Sohara Koa-Cho
Kakamigahara-Shi, Japan
P: + 81 583 832178
F: + 81 583 897435
kashida@enomotoweb.com

14 Euro-Renaex Sistemas S.L.
Pº Ubarburu 76, Pab.34 - Pol.27
20014 San Sebastian, Spain
P: + 34 943 472225
F: + 34 943 458254
info@ersistemas.com

15 B & S Industrieel Onderhoud
Zirkoonstraat 7, 7554 TT Hengelo (Ov.)
Postbus 69, 7550 AB Hengelo (Ov.)
P: + 31 74 8510600
F: + 31 74 8510605
megen@bs.nl

16 Svenska Maskinkomponenter AB
Brunnsäkersvägen 9
64593 Strängnäs
P: + 46 8 53470770
F: + 46 8 53470775
info@svemako.se

17 Lubrication Equipment Pty. Ltd.
6, Liebenberg Road
1451 Alrode, Johannesburg
P: + 27 11 8645785
F: + 27 11 8648231
sales@lubrequip.co.za

18 Hennig, Inc. California Service Center
11690 Pacific Avenue
Fontana, CA 92337
P: + 01 909-420-5796
info@hennig-inc.com

19 Hennig, Inc. Oklahoma Service Center
900395 S. 3420 Road
Chandler, OK 74834
P: + 01 405-258-6702
F: + 01 405-258-9971
info@hennig-inc.com

20 Hennig, Inc. Michigan Service Center
11879 Brookfield Road
Livonia, MI 48150
P: + 01 734-523-8274
F: + 01 855-427-1549
info@hennig-inc.com

21 Hennig, Inc. Ohio Service Center
11431 Williamson Road
Blue Ash, OH 45241
P: + 01 513-247-0838
F: + 01 513-247-0840
info@hennig-inc.com

22 Hennig, Inc. N. Carolina Service Center
8916 Pioneer Avenue, Dock 14
Charlotte NC 28273
P: + 01 704-588-7200
F: + 01 704-588-7200
info@hennig-inc.com

STABILASTIC TELESCOPIC SPRINGS

general information

STABILASTIC telescopic springs ensure the protection of ballscrews, threads and guide columns against dirt, swarf and mechanical damage.


- Telescopic springs made of hardened high-grade spring steel ensure an excellent protection against dirt, swarf and mechanical damage even when fully extended. Available in stainless steel upon request.
- Minimum overlap (of the individual windings) of 40%.
- A special manufacturing method and optimal resilience ensure an easy compression and extension. Horizontal springs have a minimal sag and vertically used springs only a slight lateral deviation.
- Easy assembly by pushing the springs over the machine parts.

See page 10 for Quote Request Worksheet

ASSEMBLY AND MAINTENANCE


Regular flanges and collars are sufficient for the location of the spring ends; however, these items are not supplied by Hennig. The minimum diameter of the take-up collar D3 must not be smaller than indicated. If the inside diameter of the take-up collar D3 is too small, or if the outside diameter of the centering flange D4 is too large, the spring will have a tendency to jam.

For horizontal applications, we recommend to install the Stabilastic springs with the large diameter nearest to the swarf accumulation area and for vertical applications, with the large diameter at the top. The maximum deflection in horizontal installations will be approx. 2 – 3% of the maximum mounting length.



range of telescopic springs

HENNIG Telescoping Steel Springs are available in a variety of sizes designed to meet your specific application. This selection guide includes a list of the current range of springs offered by HENNIG. If your application is not covered by this inventory listing, please complete the FAX/BACK quotation form and HENNIG will prepare a proposal for your specific application. Please contact your HENNIG Customer Service Rep for price and delivery.



Part Number						
D1 (min)	L (max)	L - Band Width (min)	d (max)	D2 (max)	Horizontal Travel	Vertical Travel
15	100	20	11	22	60	100
15	120	20	11	22	90	120
15	150	20	11	25	110	150
15	200	20	11	28	160	200
15	300	20	11	30	260	300
20	100	20	16	31	60	100
20	150	20	16	34	110	150
20	200	20	16	36	160	200
20	250	20	16	40	210	250
20	300	20	16	41	260	300
20	250	30	16	36	210	250
20	300	30	16	39	260	300
20	350	30	16	42	310	350
20	400	30	16	45	360	400
20	400	40	16	38	360	400
20	450	40	16	41	410	450
20	500	40	16	48	460	500
25	100	20	21	35	60	100
25	150	20	21	38	110	150
25	200	20	21	41	160	200
25	250	20	21	44	210	250
25	300	20	21	47	260	300
25	300	30	21	43	240	300
25	350	30	21	46	290	350
25	400	30	21	49	340	400
25	450	40	21	48	390	450
25	450	40	21	48	370	450
25	500	40	21	51	420	500
25	450	50	21	40	390	450
25	500	50	21	42	440	500
25	550	50	21	43	490	550
25	600	50	21	44	540	600
25	650	50	21	45	590	650
25	750	50	21	47	690	750
25	900	50	21	57	840	900
30	150	30	26	39	90	150
30	200	30	26	42	140	200
30	250	30	26	44	190	250
30	300	30	26	46	240	300
30	350	30	26	49	290	350
30	400	30	26	52	340	400
30	450	30	26	53	390	450

Part Number						
D1 (min)	L (max)	L - Band Width (min)	d (max)	D2 (max)	Horizontal Travel	Vertical Travel
30	450	40	26	53	370	450
30	500	40	26	56	440	500
30	550	40	26	58	490	550
30	600	40	26	60	540	600
30	650	40	26	62	590	650
30	700	40	26	64	640	700
30	150	50	26	40	90	150
30	250	50	26	43	190	250
30	350	50	26	46	290	350
30	450	50	26	48	390	450
30	550	50	26	50	490	550
30	650	50	26	55	590	650
30	750	50	26	59	690	750
30	650	60	26	52	590	650
30	750	60	26	57	690	750
30	900	60	26	59	840	900
30	1000	60	26	62	940	1000
35	100	20	31	46	60	100
35	100	30	31	44	60	100
35	150	30	31	48	90	150
35	200	30	31	50	140	200
35	250	30	31	52	190	250
35	300	30	31	55	240	300
35	350	30	31	61	290	350
35	400	30	31	63	340	400
35	300	40	31	48	240	300
35	350	40	31	50	290	350
35	400	40	31	54	340	400
35	450	40	31	58	390	450
35	500	40	31	60	440	500
35	550	40	31	62	490	550
35	350	50	31	52	290	350
35	400	50	31	54	340	400
35	450	50	31	54	390	450
35	500	50	31	56	440	500
35	550	50	31	58	490	550
35	650	50	31	61	590	650
35	750	50	31	65	690	750
40	150	30	36	51	90	150
40	250	30	36	56	190	250
40	350	30	36	60	290	350
40	450	30	36	65	390	450

STABILASTIC TELESCOPIC SPRINGS

range of telescopic springs

Part Number						
D1 (min)	L (max)	L - Band Width (min)	d (max)	D2 (max)	Horizontal Travel	Vertical Travel
40	350	40	36	62	290	350
40	400	40	36	63	340	400
40	450	40	36	65	390	450
40	500	40	36	66	440	500
40	550	40	36	68	490	550
40	350	50	36	55	250	350
40	450	50	36	59	350	450
40	550	50	36	61	450	550
40	650	50	36	66	550	650
40	750	50	36	69	650	750
40	850	50	36	71	750	850
40	350	60	36	55	230	350
40	450	60	36	55	330	450
40	550	60	36	58	430	550
40	650	60	36	62	530	650
40	750	60	36	66	630	750
40	900	60	36	70	780	900
40	650	75	36	63	500	650
40	750	75	36	66	600	750
40	900	75	36	72	750	900
40	1100	75	36	78	950	1100
40	1300	75	36	84	1150	1300
40	1500	75	36	87	na	1500
40	1000	100	36	69	800	1000
40	1200	100	36	71	1000	1200
40	1300	100	36	75	1100	1300
40	1400	100	36	76	1200	1400
40	150	100	36	79	1300	1500
40	1600	100	36	81	1400	1600
40	1800	100	36	82	1600	1800
40	1800	120	36	83	1560	1800
40	2000	120	36	86	1760	2000
40	2200	120	36	91	na	2200
45	150	30	41	56	90	150
45	250	30	41	62	190	250
45	350	30	41	65	290	350
45	400	30	41	66	340	400
45	350	40	41	67	290	350
45	400	40	41	68	340	400
45	450	40	41	69	390	450
45	500	40	41	71	na	500
45	450	50	41	67	350	450
45	550	50	41	68	450	550
45	650	50	41	72	550	650
45	350	60	41	63	230	350
45	450	60	41	64	330	450
45	550	60	41	65	430	550
45	650	60	41	70	530	650
45	700	60	41	70	630	700
45	650	75	41	68	500	650
45	750	75	41	76	600	750
45	900	75	41	78	750	900
45	1100	75	41	84	950	1100
45	1200	75	41	86	1150	1200
45	1300	75	41	89	na	1300
45	1000	100	41	71	800	1000

Part Number						
D1 (min)	L (max)	L - Band Width (min)	d (max)	D2 (max)	Horizontal Travel	Vertical Travel
45	1200	100	41	75	1000	1200
45	1300	100	41	79	1100	1300
45	1400	100	41	81	1200	1400
45	1500	100	41	84	1300	1500
45	1600	100	41	87	1400	1600
45	1800	100	41	87	na	1800
45	1800	120	41	90	1560	1800
45	2000	120	41	91	1760	2000
45	2200	120	41	100	na	2200
50	150	30	46	63	90	150
50	250	30	46	68	190	250
50	350	30	46	68	290	350
50	250	50	46	62	150	250
50	350	50	46	66	250	350
50	450	50	46	70	350	450
50	550	50	46	73	450	550
50	650	50	46	76	550	650
50	350	60	46	67	230	350
50	450	60	46	66	330	450
50	550	60	46	68	430	550
50	650	60	46	73	530	650
50	750	60	46	76	630	750
50	900	60	46	82	780	900
50	750	75	46	78	600	750
50	900	75	46	84	750	900
50	1100	75	46	90	950	1100
50	1200	75	46	94	1050	1200
50	1100	100	46	77	900	1100
50	1300	100	46	80	1100	1300
50	1500	100	46	87	1300	1500
50	1600	100	46	92	1400	1600
50	1700	100	46	93	na	1700
50	1800	100	46	94	na	1800
50	1700	120	46	91	1460	1700
50	1900	120	46	97	1660	1900
50	2100	120	46	102	1860	2100
50	2300	120	46	105	na	2300
50	2500	120	46	111	na	2500
50	2800	120	46	119	na	2800
50	2500	150	46	117	2200	2500
50	2800	150	46	119	2500	2800
50	3000	150	46	124	na	3000
50	3000	180	46	123	2640	3000
50	3250	180	46	130	na	3250
50	3250	200	46	128	2850	3250
50	3500	200	46	134	na	3500
55	150	30	51	68	90	150
55	250	30	51	73	190	250
55	300	40	51	71	220	300
55	450	40	51	76	370	450
55	250	50	51	66	150	250
55	350	50	51	71	250	350
55	450	50	51	74	350	450
55	550	50	51	77	450	550
55	650	50	51	80	450	650
55	550	60	51	75	430	550

range of telescopic springs

Part Number						
D1 (min)	L (max)	L - Band Width (min)	d (max)	D2 (max)	Horizontal Travel	Vertical Travel
55	650	60	51	79	530	650
55	750	60	51	83	630	750
55	800	60	51	86	680	800
55	900	60	51	89	780	900
55	1000	60	51	92	na	1000
55	600	75	51	86	450	600
55	750	75	51	83	600	750
55	900	75	51	89	750	900
55	1100	75	51	94	950	1100
55	1100	100	51	88	900	1100
55	1300	100	51	89	1100	1300
55	1500	100	51	94	1300	1500
55	1800	100	51	102	na	1800
55	1300	120	51	86	1060	1300
55	1500	120	51	94	1260	1500
55	1700	120	51	96	1460	1700
55	1900	120	51	103	1660	1900
55	2100	120	51	106	1860	2100
55	2300	120	51	110	2060	2300
55	2500	120	51	117	na	2500
55	2800	120	51	119	na	2800
55	2500	150	51	121	2200	2500
55	2800	150	51	122	2500	2800
55	3000	150	51	126	na	3000
55	3500	150	51	130	na	3500
55	2800	180	51	116	2500	2800
55	3000	180	51	127	2640	3000
55	3250	180	51	130	na	3250
55	3500	180	51	132	na	3500
60	150	30	56	73	90	150
60	250	30	56	78	190	250
60	250	50	56	72	150	250
60	350	50	56	78	250	350
60	450	50	56	82	350	450
60	550	50	56	86	450	550
60	450	60	56	78	430	450
60	550	60	56	81	430	550
60	650	60	56	85	530	650
60	750	60	56	89	630	750
60	800	60	56	96	680	800
60	900	60	56	97	na	900
60	750	75	56	89	600	750
60	900	75	56	95	750	900
60	1100	75	56	102	950	1100
60	1300	75	56	104	1150	1300
60	900	100	56	85	700	900
60	1100	100	56	90	900	1100
60	1300	100	56	94	1100	1300
60	1500	100	56	101	1300	1500
60	1800	100	56	109	na	1800
60	1700	120	56	101	1460	1700
60	1900	120	56	104	1660	1900
60	2100	120	56	112	1860	2100
60	2300	120	56	114	2060	2300
60	2500	120	56	119	na	2500
60	2800	120	56	127	na	2800

Part Number						
D1 (min)	L (max)	L - Band Width (min)	d (max)	D2 (max)	Horizontal Travel	Vertical Travel
60	2500	150	56	118	2300	2500
60	2800	150	56	123	2500	2800
60	3000	150	56	129	na	3000
60	3500	150	56	140	na	3500
60	3000	180	56	128	2640	3000
60	3250	180	56	132	na	3250
60	3250	200	56	132	2850	3250
60	3500	200	56	139	na	3500
65	100	30	61	76	90	100
65	150	30	61	78	90	150
65	250	30	61	85	190	250
65	250	50	61	76	150	250
65	350	50	61	83	250	350
65	450	50	61	88	350	450
65	550	50	61	92	450	550
65	500	60	61	86	380	500
65	550	60	61	88	430	550
65	650	60	61	92	530	650
65	700	60	61	94	580	700
65	750	60	61	96	630	750
65	800	60	61	98	680	800
65	850	60	61	100	730	850
65	900	60	61	104	780	900
65	750	75	61	93	600	750
65	800	75	61	96	650	800
65	900	75	61	99	750	900
65	1100	75	61	107	900	1100
65	1300	75	61	111	1100	1300
65	1500	75	61	115	na	1500
65	1000	100	61	91	800	1000
65	1100	100	61	95	900	1100
65	1300	100	61	100	1100	1300
65	1500	100	61	109	1300	1500
65	1700	100	61	114	na	1700
65	1800	100	61	120	na	1800
65	1500	120	61	102	1260	1500
65	1700	120	61	106	1460	1700
65	1900	120	61	109	1660	1900
65	2100	120	61	113	1860	2100
65	2300	120	61	118	2060	2300
65	2500	120	61	128	na	2500
65	2800	120	61	132	na	2800
65	3000	120	61	130	na	3000
65	2400	150	61	121	2100	2400
65	2800	150	61	133	2500	2800
65	3000	150	61	139	na	3000
65	3000	180	61	136	2640	3000
65	3250	180	61	146	na	3250
65	3250	200	61	140	2850	3250
65	3500	200	61	148	na	3500
70	150	30	66	85	90	150
70	250	30	66	93	190	250
70	350	30	66	99	290	350
70	250	50	66	84	150	250
70	350	50	66	89	250	350
70	450	50	66	94	350	450

STABILASTIC TELESCOPIC SPRINGS

range of telescopic springs

Part Number						
D1 (min)	L (max)	L - Band Width (min)	d (max)	D2 (max)	Horizontal Travel	Vertical Travel
70	550	50	66	98	450	550
70	650	50	66	100	na	650
70	550	60	66	94	430	550
70	650	60	66	97	530	650
70	750	60	66	103	630	750
70	900	60	66	113	800	900
70	500	75	66	94	350	500
70	600	75	66	94	450	600
70	700	75	66	98	550	700
70	800	75	66	100	650	800
70	900	75	66	106	750	900
70	1100	75	66	113	900	1100
70	700	100	66	90	700	700
70	900	100	66	98	900	900
70	1100	100	66	102	900	1100
70	1300	100	66	107	1100	1300
70	1500	100	66	115	1300	1500
70	1800	100	66	124	na	1800
70	1500	120	66	112	1260	1500
70	1800	120	66	118	1560	1800
70	2000	120	66	125	1760	2000
70	2200	120	66	130	1960	2200
70	2400	120	66	138	na	2400
70	2600	120	66	143	na	2600
70	2800	120	66	147	na	2800
70	3000	120	66	147	na	3000
70	2000	150	66	129	1700	2000
70	2400	150	66	135	2100	2400
70	2800	150	66	139	na	2800
70	3000	150	66	149	na	3000
70	2800	180	66	138	2440	2800
70	3000	180	66	141	na	3000
70	3250	180	66	153	na	3250
70	3250	200	66	144	2850	3250
70	3500	200	66	155	na	3500
75	150	30	71	92	90	150
75	250	30	71	99	190	250
75	250	50	71	89	150	250
75	350	50	71	94	250	350
75	450	50	71	101	350	450
75	500	50	71	105	400	500
75	550	60	71	100	430	550
75	650	60	71	103	530	650
75	750	60	71	109	630	750
75	650	75	71	99	500	650
75	750	75	71	104	600	750
75	900	75	71	111	750	900
75	1000	75	71	120	850	1000
75	1100	75	71	125	950	1100
75	900	100	71	102	na	900
75	1100	100	71	108	900	1100
75	1200	100	71	112	1000	1200
75	1300	100	71	114	1100	1300
75	1500	100	71	120	1300	1500
75	1700	100	71	126	1500	1700
75	1800	100	71	128	1600	1800

Part Number						
D1 (min)	L (max)	L - Band Width (min)	d (max)	D2 (max)	Horizontal Travel	Vertical Travel
75	2000	100	71	133	na	2000
75	2200	100	71	139	na	2200
75	1500	120	71	115	1260	1500
75	1800	120	71	125	1560	1800
75	2000	120	71	128	1760	2000
75	2200	120	71	132	na	2200
75	2400	120	71	141	na	2400
75	2600	120	71	143	na	2600
75	2800	120	71	149	na	2800
75	2000	150	71	135	1700	2000
75	2400	150	71	141	2100	2400
75	2600	150	71	144	na	2600
75	2800	150	71	145	na	2800
75	3000	150	71	153	na	3000
75	2800	180	71	143	2440	2800
75	3000	180	71	148	na	3000
75	3250	180	71	156	na	3250
75	3250	200	71	148	2850	3250
75	3500	200	71	158	na	3500
80	150	30	76	98	90	150
80	250	30	76	105	190	250
80	250	50	76	96	150	250
80	350	50	76	104	250	350
80	450	50	76	111	350	450
80	550	50	76	114	450	550
80	450	60	76	102	330	450
80	550	60	76	106	430	550
80	650	60	76	110	530	650
80	750	60	76	115	630	750
80	550	75	76	99	400	550
80	650	75	76	105	500	650
80	750	75	76	109	600	750
80	900	75	76	120	750	900
80	1000	75	76	123	850	1000
80	1200	75	76	128	na	1200
80	900	100	76	108	700	900
80	1100	100	76	114	900	1100
80	1300	100	76	120	1100	1300
80	1500	100	76	126	1300	1500
80	1800	100	76	134	na	1800
80	1300	120	76	116	1060	1300
80	1500	120	76	121	1260	1500
80	1800	120	76	129	1560	1800
80	2000	120	76	134	na	2000
80	2200	120	76	137	na	2200
80	2400	120	76	144	na	2400
80	2800	120	76	147	na	2800
80	2000	150	76	139	1700	2000
80	2200	150	76	142	1900	2200
80	2400	150	76	152	2100	2400
80	2600	150	76	148	2300	2600
80	2800	150	76	152	na	2800
80	3000	150	76	159	na	3000
80	2800	180	76	127	2440	2800
80	3000	180	76	154	na	3000
80	3250	180	76	161	na	3250

range of telescopic springs

Part Number						
D1 (min)	L (max)	L - Band Width (min)	d (max)	D2 (max)	Horizontal Travel	Vertical Travel
80	3000	200	76	154	2600	3000
80	3250	200	76	160	na	3250
80	3500	200	76	163	na	3500
85	150	30	81	103	90	150
85	250	30	81	110	190	250
85	250	50	81	104	150	250
85	350	50	81	110	250	350
85	450	50	81	116	350	450
85	550	50	81	119	450	550
85	450	60	81	107	330	450
85	550	60	81	111	430	550
85	650	60	81	115	530	650
85	550	75	81	108	400	550
85	650	75	81	109	500	650
85	750	75	81	114	600	750
85	900	75	81	125	750	900
85	900	100	81	113	700	900
85	1100	100	81	119	900	1100
85	1300	100	81	125	1100	1300
85	1500	100	81	127	1300	1500
85	1300	120	81	120	1060	1300
85	1500	120	81	126	1260	1500
85	1800	120	81	133	1560	1800
85	2000	120	81	138	na	2000
85	2000	150	81	144	1700	2000
85	2200	150	81	147	1900	2200
85	2400	150	81	152	2100	2400
85	2600	150	81	153	na	2600
85	2800	150	81	157	na	2800
85	3000	150	81	164	na	3000
85	2800	180	81	153	2440	2800
85	3000	180	81	159	na	3000
85	3250	180	81	166	na	3250
85	3000	200	81	159	2600	3000
85	3250	200	81	165	na	3250
85	3500	200	81	168	na	3500
90	150	30	86	110	90	150
90	250	50	86	116	190	250
90	150	50	86	112	50	150
90	250	50	86	116	150	250
90	350	50	86	121	250	350
90	450	50	86	125	350	450
90	350	60	86	112	230	350
90	450	60	86	114	330	450
90	450	75	86	114	300	450
90	550	75	86	119	400	550
90	650	75	86	124	500	650
90	750	75	86	128	600	750
90	900	75	86	133	750	900
90	750	100	86	116	550	750
90	900	100	86	123	700	900
90	1100	100	86	127	900	1100
90	1300	100	86	132	1100	1300
90	1500	100	86	144	1300	1500
90	1300	120	86	127	1060	1300
90	1500	120	86	131	1260	1500

Part Number						
D1 (min)	L (max)	L - Band Width (min)	d (max)	D2 (max)	Horizontal Travel	Vertical Travel
90	1800	120	86	138	na	1800
90	2000	120	86	150	na	2000
90	1800	150	86	144	1500	1800
90	2000	150	86	150	1700	2000
90	2300	150	86	154	na	2300
90	2600	150	86	159	na	2600
90	2800	150	86	162	na	2800
90	3000	150	86	166	na	3000
90	2600	180	86	152	2240	2600
90	2800	180	86	158	na	2800
90	3000	180	86	164	na	3000
90	2600	200	86	155	na	2600
90	3000	200	86	162	na	3000
90	3250	200	86	166	na	3250
90	3500	200	86	170	na	3500
90	3700	200	86	173	na	3700
90	4000	200	86	180	na	4000
90	4200	200	86	185	na	4200
90	4500	200	86	194	na	4500
100	250	60	96	121	130	250
100	350	60	96	126	230	350
100	350	75	96	119	200	350
100	450	75	96	124	300	450
100	600	75	96	129	450	600
100	800	75	96	138	650	800
100	800	100	96	126	600	800
100	1000	100	96	134	800	1000
100	1200	100	96	137	1000	1200
100	1500	100	96	140	1300	1500
100	1100	120	96	130	860	1100
100	1300	120	96	135	1060	1300
100	1500	120	96	144	na	1500
100	1800	120	96	148	na	1800
100	1500	150	96	147	1200	1500
100	1800	150	96	153	1500	1800
100	2000	150	96	157	1700	2000
100	2500	150	96	164	na	2500
100	2800	150	96	172	na	2800
100	3000	150	96	186	na	3000
100	2500	180	96	162	2140	2500
100	2800	180	96	168	na	2800
100	3000	180	96	174	na	3000
100	2800	200	96	169	na	2800
100	3000	200	96	188	na	3000
110	250	50	106	130	na	250
110	250	60	106	131	130	250
110	350	60	106	135	230	350
110	450	60	106	139	330	450
110	350	75	106	130	200	350
110	450	75	106	135	300	450
110	600	75	106	141	450	600
110	800	75	106	154	650	800
110	650	100	106	131	450	650
110	750	100	106	134	560	750
110	900	100	106	139	700	900
110	1100	120	106	141	860	1100

STABILASTIC TELESCOPIC SPRINGS

range of telescopic springs

Part Number						
D1 (min)	L (max)	L - Band Width (min)	d (max)	D2 (max)	Horizontal Travel	Vertical Travel
110	1300	120	106	145	1060	1300
110	1500	120	106	155	1260	1500
110	1500	150	106	155	1200	1500
110	1800	150	106	159	1500	1800
110	2000	150	106	165	na	2000
110	2000	180	106	159	1640	2000
110	2200	180	106	165	1840	2200
110	2400	180	106	170	na	2400
110	2400	200	106	163	2000	2400
110	2600	200	106	166	na	2600
110	2800	200	106	172	na	2800
110	3000	200	106	176	na	3000
110	3500	200	106	189	na	3500
120	250	50	116	140	na	250
120	350	50	116	143	na	350
120	250	60	116	141	130	250
120	350	60	116	145	230	350
120	450	60	116	150	330	450
120	350	75	116	141	200	350
120	450	75	116	145	300	450
120	600	75	116	152	450	600
120	650	100	116	141	450	650
120	750	100	116	145	550	750
120	900	100	116	150	700	900
120	900	120	116	148	660	900
120	1100	120	116	152	860	1100
120	1300	120	116	159	na	1300
120	1500	120	116	162	na	1500
120	1300	150	116	159	1000	1300
120	1500	150	116	163	1200	1500
120	1800	150	116	169	na	1800
120	2000	150	116	177	na	2000
120	1600	180	116	180	1240	1600
120	1800	180	116	180	1440	1800
120	2000	180	116	180	1640	2000
120	2200	180	116	180	na	2200
120	2200	200	116	166	1800	2200
120	2400	200	116	170	na	2400
120	2600	200	116	174	na	2600
130	155	50	126	145	na	155
130	170	50	126	150	na	170
130	250	60	126	152	na	250
130	350	60	126	156	na	350
130	450	60	126	158	na	450
130	250	75	126	146	na	250
130	350	75	126	150	na	350
130	450	75	126	156	na	450
130	650	100	126	157	na	650
130	800	100	126	164	na	800
130	600	120	126	158	360	600
130	800	120	126	162	560	800
130	1000	120	126	164	760	1000
130	1100	120	126	166	na	1100
130	900	150	126	163	500	900
130	1300	150	126	172	1000	1300
130	1500	150	126	176	1200	1500

Part Number						
D1 (min)	L (max)	L - Band Width (min)	d (max)	D2 (max)	Horizontal Travel	Vertical Travel
130	1800	150	126	185	na	1800
130	1650	180	126	171	1650	1650
130	2000	200	126	180	2000	2000
140	250	60	136	162	190	250
140	250	75	136	159	150	250
140	350	75	136	161	250	350
140	450	75	136	165	350	450
140	600	75	136	167	na	600
140	350	100	136	154	250	350
140	450	100	136	162	350	450
140	600	100	136	172	na	600
140	700	120	136	173	460	700
140	1000	120	136	192	na	1000
140	1000	150	136	182	700	1000
140	1300	150	136	187	1000	1300
140	1500	150	136	192	na	1500
140	1900	200	136	185	1500	1900
140	2000	200	136	193	na	2000
140	2400	200	136	204	na	2400
150	350	60	146	172	na	350
150	450	75	146	188	na	450
150	500	75	146	190	na	500
150	600	75	146	194	na	600
150	750	150	146	180	na	750
150	850	150	146	182	na	850
150	1100	150	146	190	na	1100
150	1300	150	146	197	na	1300
160	250	60	156	178	na	250
160	250	75	156	179	na	250
160	450	75	156	183	na	450
160	450	100	156	182	na	450
160	650	120	156	192	na	650
160	750	120	156	193	na	750
160	800	150	156	198	na	800
160	950	150	156	201	na	950
160	1000	150	156	202	na	1000
160	1200	150	156	204	na	1200
160	1200	200	156	193	na	1200
160	1300	200	156	200	na	1300
160	1400	200	156	212	na	1400
160	2000	200	156	222	na	2000

TELESCOPIC SPRINGS QUOTE REQUEST

Please complete this form and email or fax to your desired location
 info@hennig-inc.com [Find Your Regional Contact](#)



www.hennigworldwide.com

1 COMPANY (complete address)

Name _____
 Title _____
 E-mail _____
 Phone _____ Fax _____ Date ____/____/____

2 TECHNICAL DATA

D1 INSIDE spring diameter _____
D4 OUTSIDE flange diameter (D1 - 0.40") _____
D2 OUTSIDE spring diameter _____
D3 INSIDE flange (D2 + 0.80") _____
d Maximum screw/rod diameter _____
L (max) Fully extended spring length _____
L (min) Fully compressed spring length _____
Stroke Maximum spring travel _____
 Orientation Horizontal Vertical

NOTE:

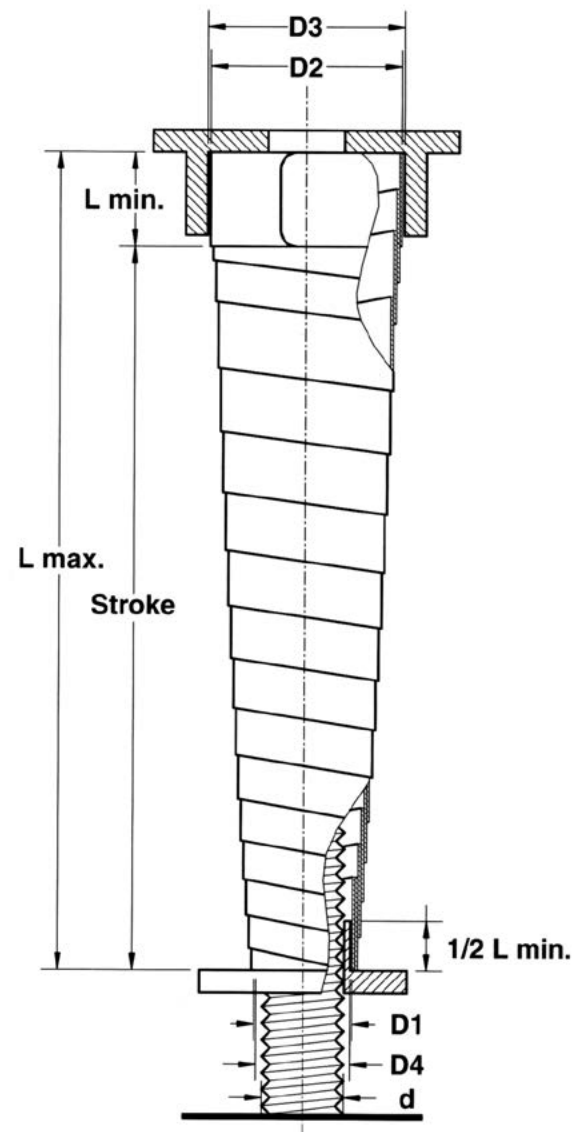
Available in stainless steel upon request (standard material is spring steel).

NOTE:

Flanged collars are not a part of the standard spring assembly, but can be ordered from Hennig.
 Flanged collars **MUST** allow the spring to rotate during operation.
 Consult your Hennig Customer Service Rep for the proper flanged collar size and pricing.

NOTE:

The spring should be mounted so that chips and coolant flow from the largest diameter towards the smallest diameter.



SERVICE & REPAIR

scope of services

WE KNOW HOW EXPENSIVE DOWNTIME CAN BE

That's why we offer quick, responsive, service for the following products:

- Telescopic Steel Covers (see next page for details)
- Bellow Covers
- Aprons & Roll Ups
- Modular Face Shield Systems
- Wiper Systems
- Walk-On Pit Covers

We provide repairs and replacement parts for all the products we sell. With our experienced technicians, it doesn't matter who manufactured the original product, the end result absolutely must meet Hennig standards for quality and safety before we will consider it finished.

OUR SCOPE OF SERVICES:

- Preventative and Predictive Maintenance Training
- Way cover diagnostics and troubleshooting
- Extensive replacement spare parts inventory
- On-Site repairs of waycovers of any make on the market
- Logistics services for minimum downtime

SERVICE & REPAIR CENTERS WORLDWIDE

We have 17 service centers located throughout the world, enabling us to provide fast, localized service no matter where you are. Below is a snapshot of our service & repair locations.

For more details and contact info, see pages 1-2.



SERVICE & REPAIR

for telescopic steel covers

REPAIR & REFURBISHING SERVICES

At Hennig we service everything we sell. Our repair and refurbishment facilities are located in regions worldwide, so you get fast, localized service from experts who speak your language and deeply understand the systems you're using. We have the resources to keep your systems running - and running right - so you minimize downtime and get the greatest possible return from your machine investment.

services offered

- Repairs for all Hennig and non-Hennig way covers
- Same-day turn-around on diagnosis and repair estimates
- Reverse engineering of existing way covers
- Fast, local access to spare parts and supplies
- Customer training for in-house way cover repair
- Service and repair of Hennig Chip Conveyors
- Preventive maintenance service contracts available
- Service initiated within 48 hours in most locations
- On-site services available
- 90-day warranty on parts and labor

service. where you need it.

Hennig has way cover repair facilities located throughout the world to better serve our customers.

See pages 1-2 for a complete list of our repair facilities and contact information.



↑ Before Hennig Repair



↑ After Hennig Repair



www.hennigworldwide.com

For over 50 years, Hennig Worldwide has been defining Excellence in Machine Protection, creating regional jobs, serving their local communities, and supporting the global needs of machine tool customers.

Specializing in chip management, machine protection, and facility safety, Hennig products optimize production and keep your shop floor clean and safe.

MACHINE PROTECTION

- Telescopic Steel Covers
- Modular Face Shields (XYZ Shields)
- Bellows
- Aprons
- Roll Up Covers
- Walk-On/Pit Covers
- Wiper Systems
- Telescopic Springs
- Cable Conduits

CHIP SOLUTIONS

- Chip Conveyors
- Chip Disc Filtration (CDF)
- Coolant Tanks
- Turnkey Chip Systems
- Conveyor Networks

FACILITY SAFETY

- Walk-On Pit Covers
- Scissor Lift Bellows
- Rooftop Systems
- Platforms and Enclosures
- Guarding and Fencing
- Special Fabrications

See pages 1-2 for contact information